Key Concept Progression maps

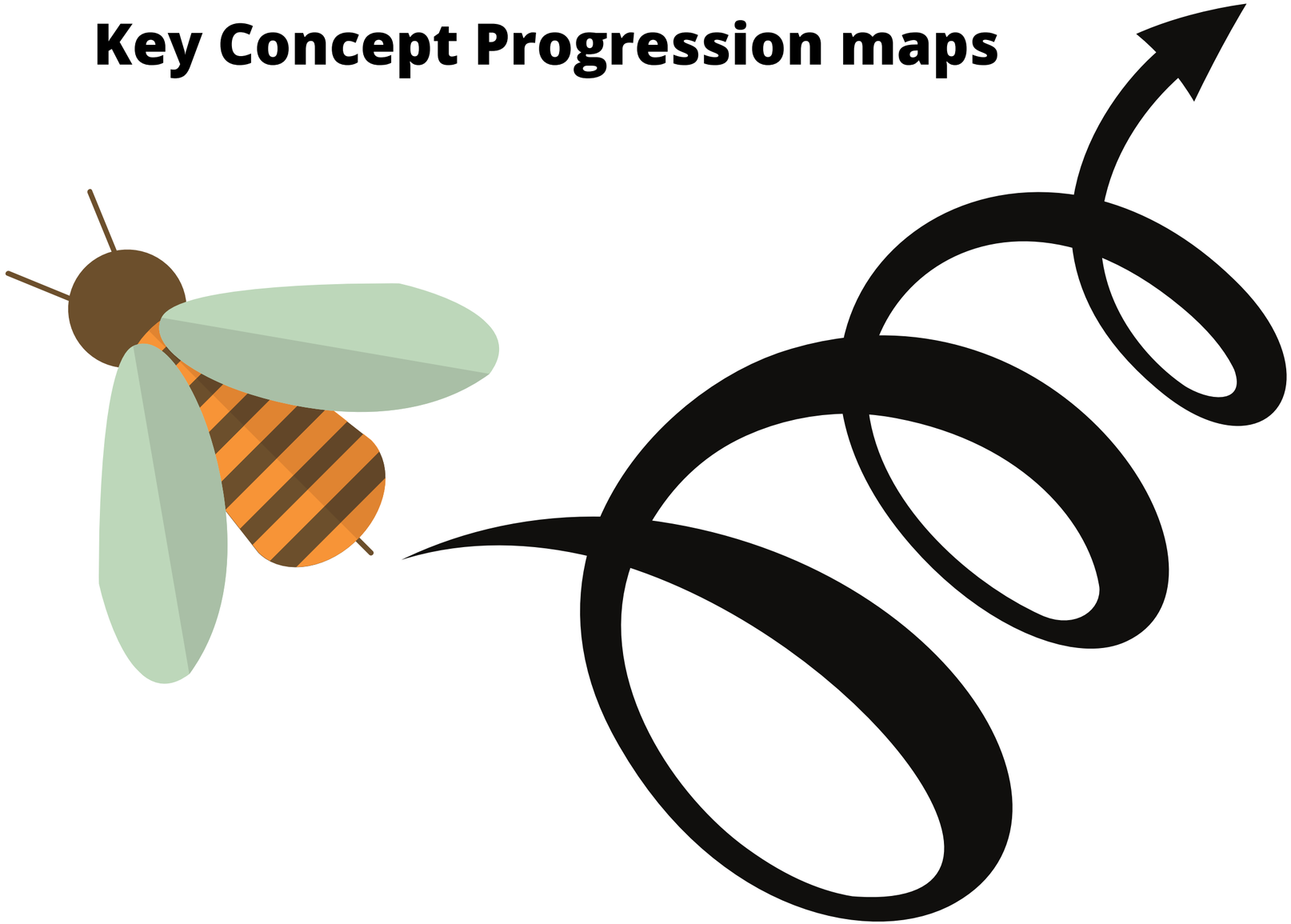

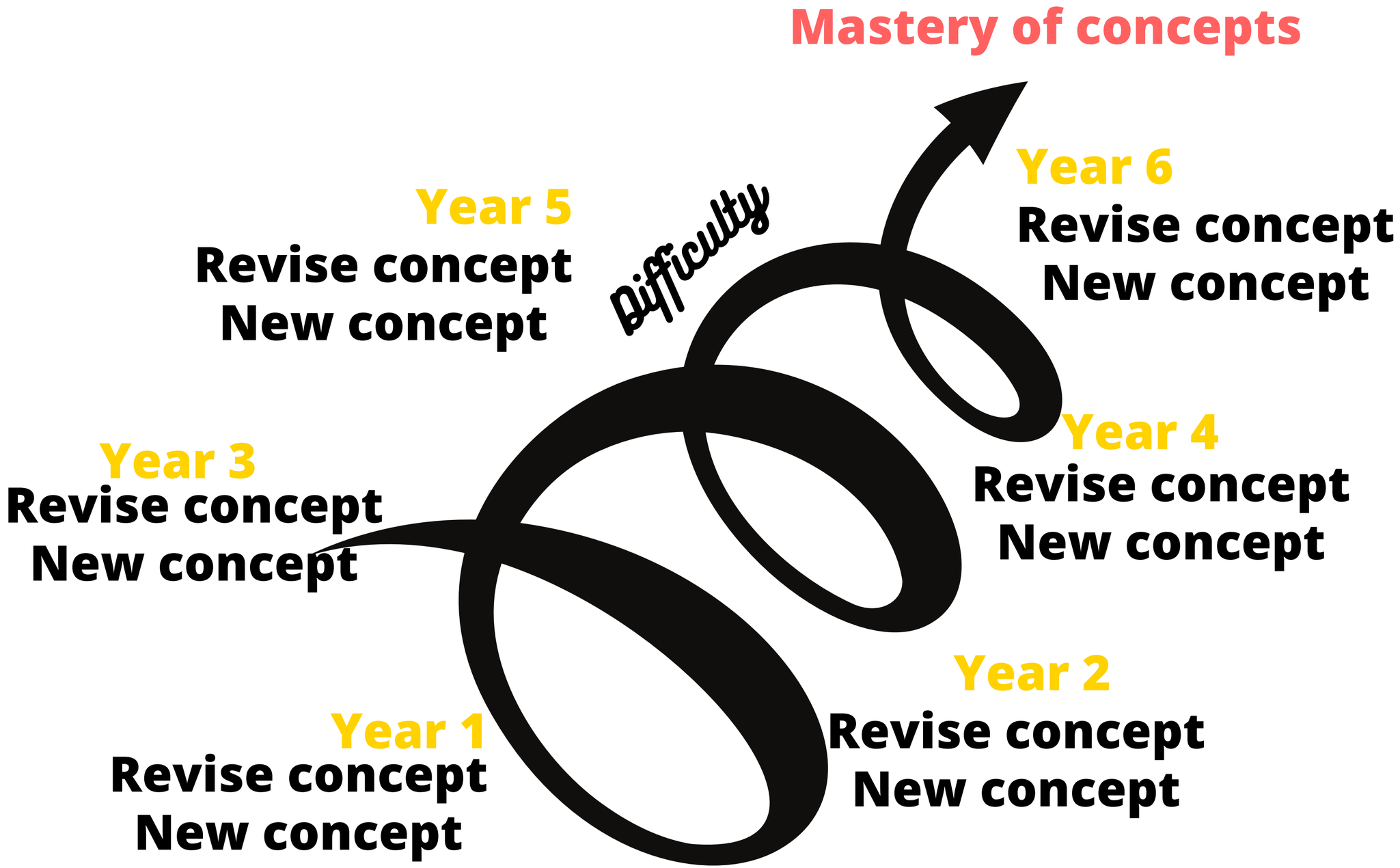
Mastery of concepts
Difficulty
Year 1
Revise concept
New concept
Year 2
Revise concept
New concept
Year 3
Revise concept
New concept
Year 4
Revise concept
New concept
Year 5
Revise concept
New concept
Year 6
Revise concept
New concept

Structure of concepts

Place value and number facts

Addition and subtraction

Multiplication and division

Fractions

Geometry

In order to access the wider maths curriculum...

Measurement

Ratio and proportion

Algebra

Statistics

Area and perimetre

Percent

Place value and number facts

Count to 100, forwards and backwards

Year 1

Embed

Count to 100, forwards and backwards

Year 2

Equivalence between ten 10s and one 100

Year 3

Equivalence between ten 100s and one 1000

Year 4

Equivalence between ten tenths and one 1

Year 5

Equivalence between all powers of 10

Year 6

Place value and number facts

Year 1
Represent numbers to 10

Year 2
Recognise value of each digit in two-digit numbers

Year 3
Recognise value of each digit in three-digit numbers

Year 4
Recognise value of each digit in four-digit numbers

Year 5
Recognise value of each digit in decimal numbers to two decimal places

Year 6
Recognise value of each digit in numbers to 10,000,000

Place value and number facts

Year 1
Numbers to 20 on number lines.
Using inequality symbols

Year 2
Two-digit numbers on number lines.
Using inequality symbols

Year 3
Three-digit numbers on number lines.
Using inequality symbols

Year 4
Four-digit numbers on number lines.
Using inequality symbols

Year 5
Decimal numbers (to two decimal places) on number lines.
Using inequality symbols

Year 6
Numbers up to 10,000,000 on number lines.
Using inequality symbols

Place value and number facts

Year 1
Divide by sharing and grouping

Year 2
Embed
Divide by sharing and grouping

Year 3
Divide 100 by 2, 4, 5 and 10

Year 4
Divide 1000 by 2, 4, 5 and 10

Year 5
Divide 1 by 2, 4, 5 and 10

Year 6
Divide powers of 10 by 2, 4, 5 and 10

Place value and number facts

Addition and subtraction facts to 10

Year 1

Embed

Addition and subtraction facts to 10

Year 2

Addition and subtraction facts bridging 10

Year 3

Addition and subtraction facts bridging 100

Year 4

Addition and subtraction facts bridging 1000

Year 5

Addition and subtraction facts bridging powers of 10

Year 6

Place value and number facts

Year 1
Count in multiples of 2, 5 and 10 forwards and backwards

Year 2
Embed
Count in multiples of 2, 5 and 10 forwards and backwards

Year 3
Multiplication and division facts for 2, 4, 5, 8 and 10

Year 4
Multiplication and division facts for all tables to 12 x 12

Year 5
Embed
Multiplication and division facts for all tables to 12 x 12

Year 6
Embed
Multiplication and division facts for all tables to 12 x 12

Place value and number facts

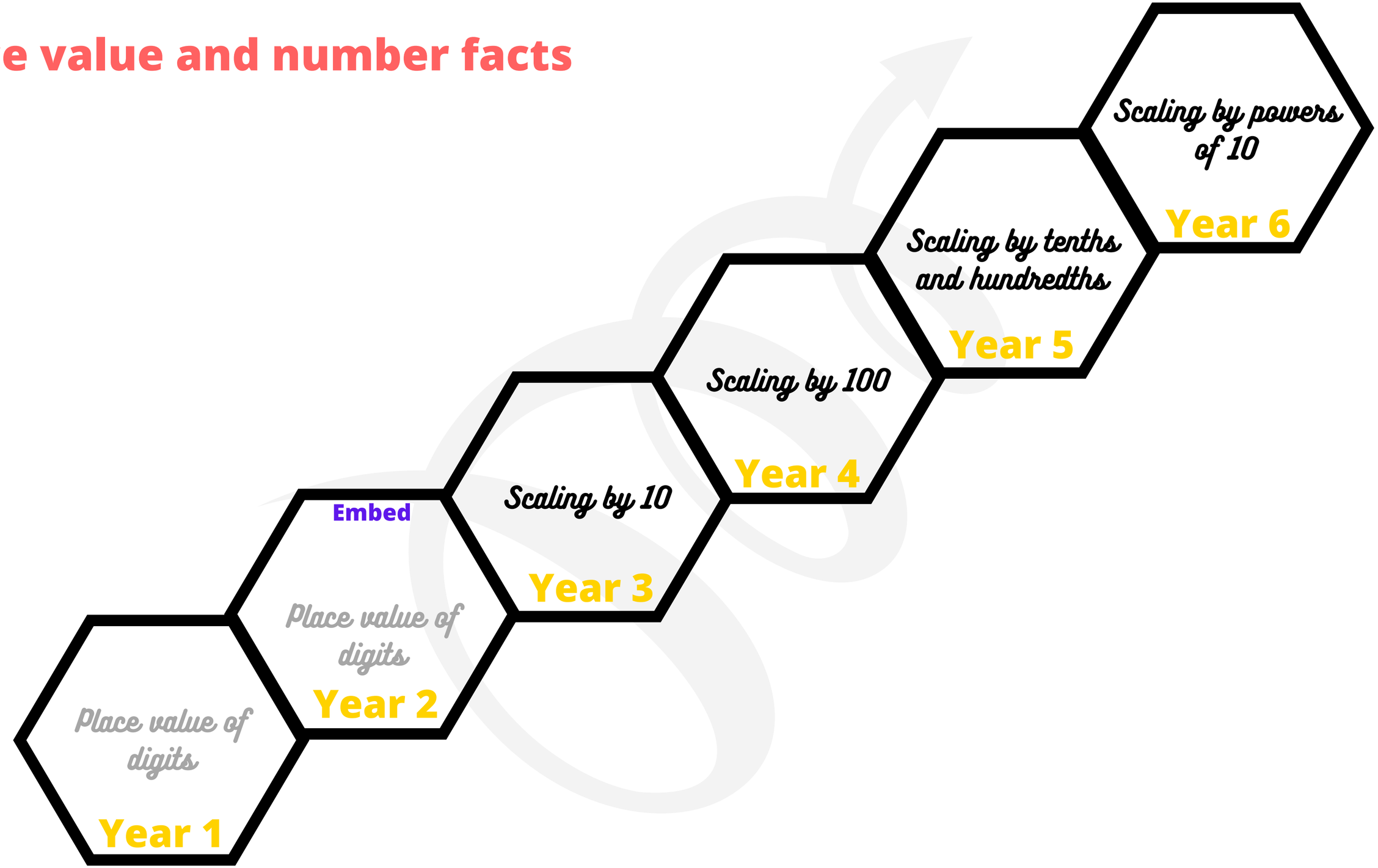

Addition and subtraction

Year 1
Write numbers to 10; partition numbers; odd and even numbers

Year 2
Add and subtract across 10

Year 3
Add and subtract bonds to 100

Year 4
Column addition and subtraction; formal methods

Year 5
Embed
Column addition and subtraction; formal methods

Year 6
Relationships between addition and multiplication

Addition and subtraction

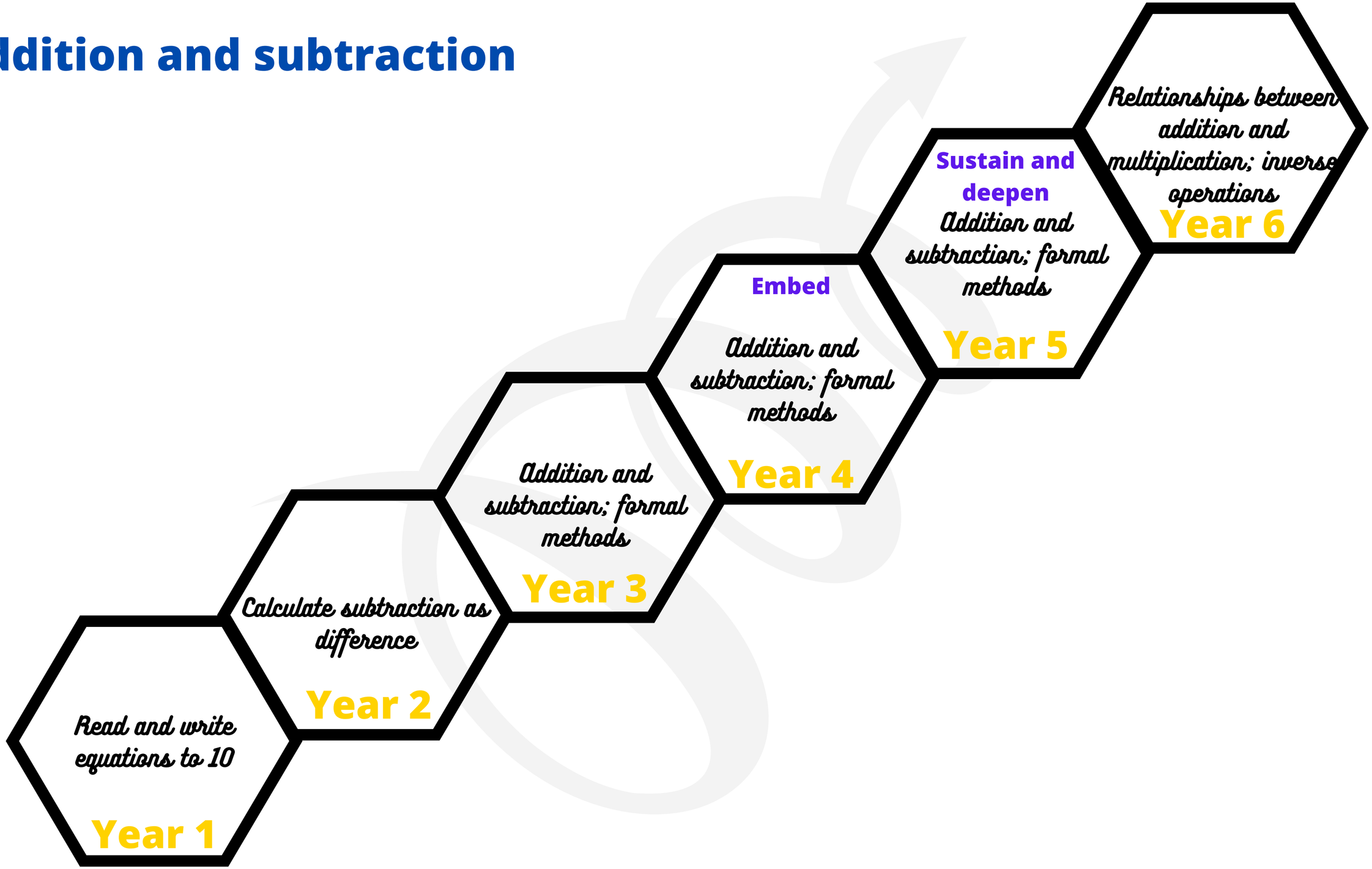

Addition and subtraction

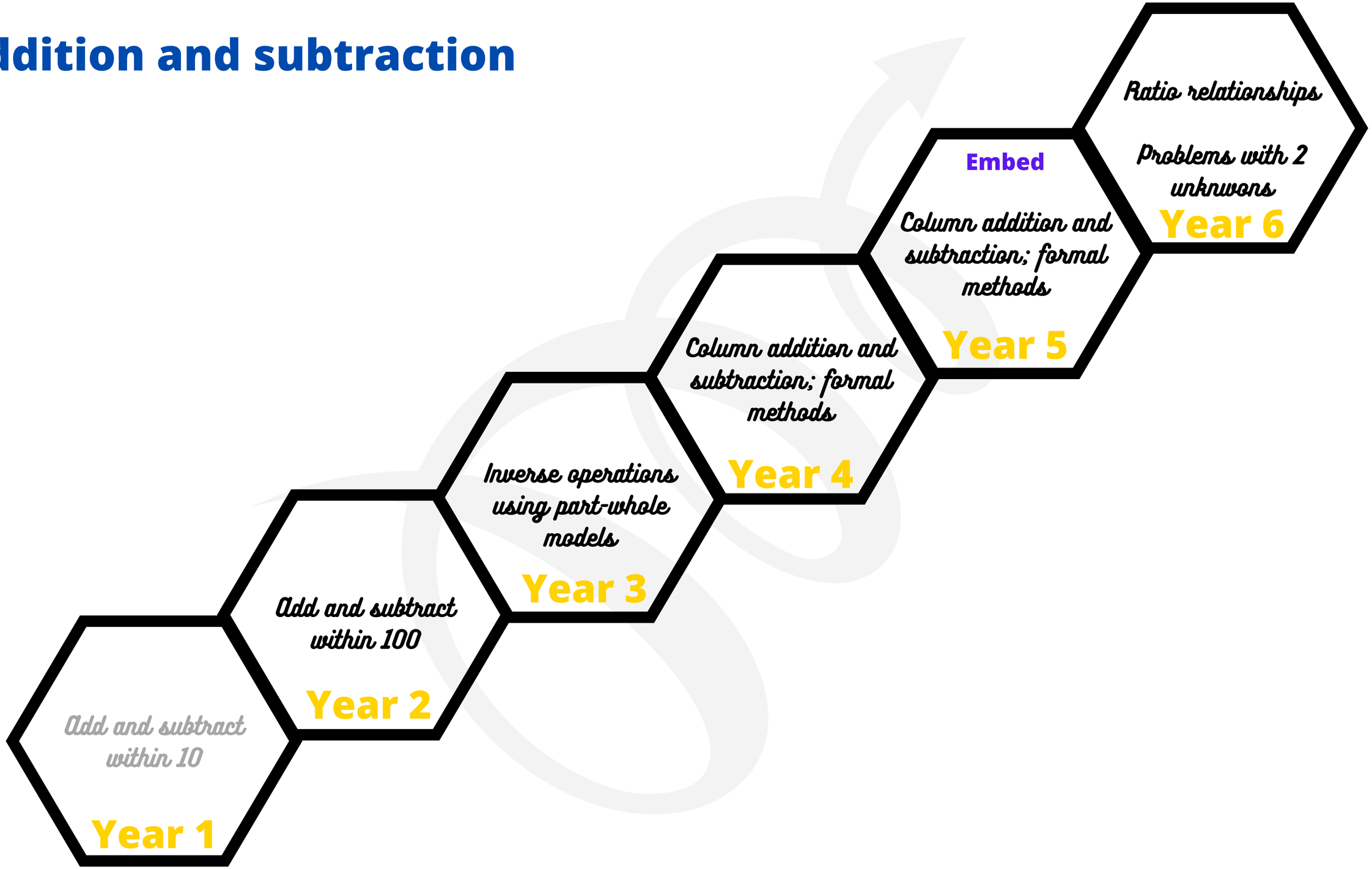

Multiplication and division

Year 1
Count in 2, 5 and 10s

Year 2
Repeated addition of 2, 5 and 10s

Year 3
Exploring structure of multiplication and division

Year 4
Multiply and divide by 10

Year 5
Multiply and divide by 10 and 100, including decimals

Year 6
Relationships between addition and multiplication; inverse operations

Multiplication and division

Equal groups

Year 1

Multiplication by grouping

Year 2

Multiplication by grouping

Year 3

Commutative law of multiplication

Year 4

Factors and multiples

Year 5

Embed

Factors and multiples, prime and composite numbers

Year 6

Formal methods of multiplication and division including remainders

Year 4, 5 and 6

Fractions

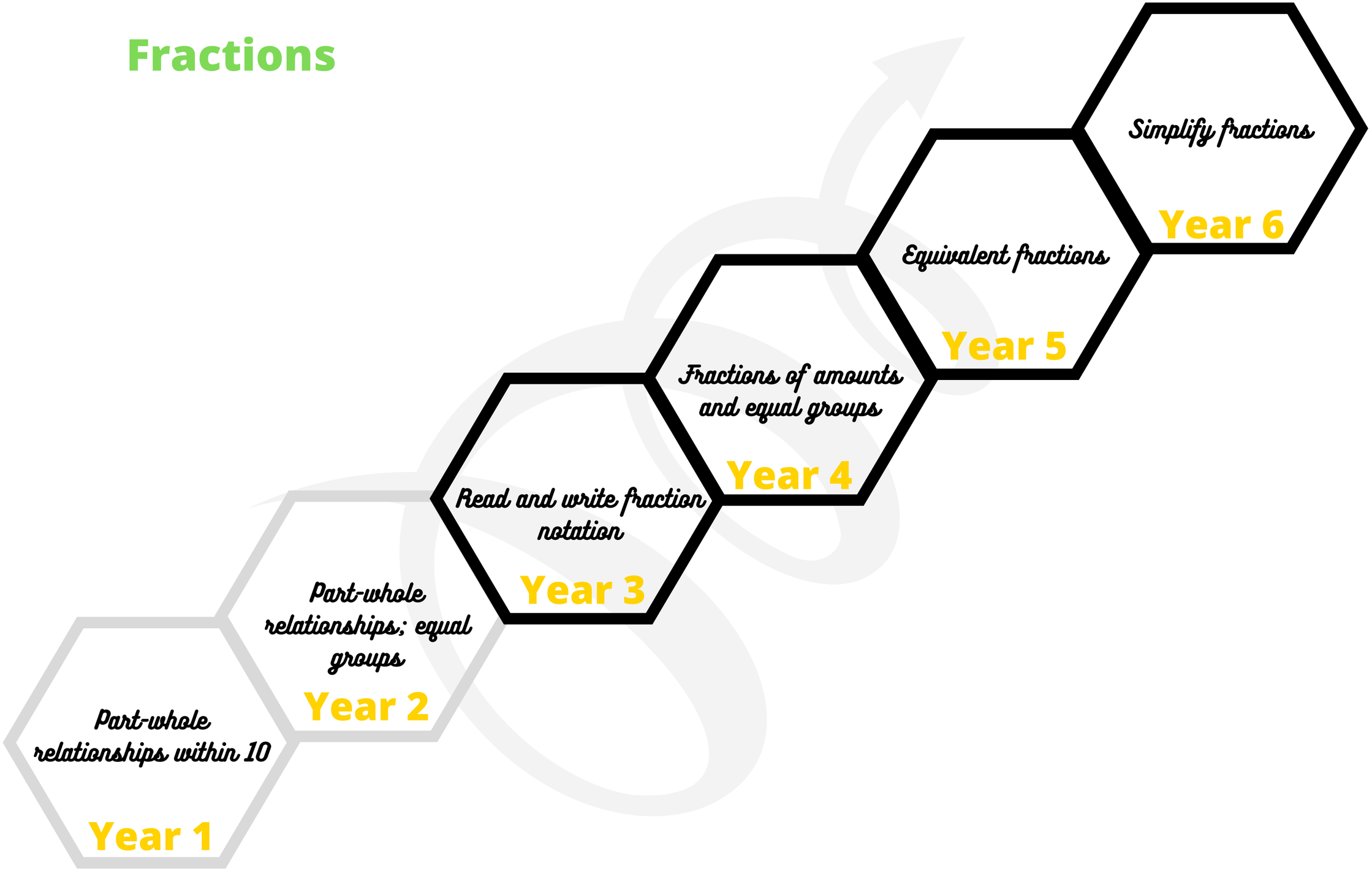
Part-whole relationships within 10
Year 1
Part-whole relationships; equal groups
Year 2
Read and write fraction notation
Year 3
Fractions of amounts and equal groups
Year 4
Equivalent fractions
Year 5
Simplify fractions
Year 6

Fractions

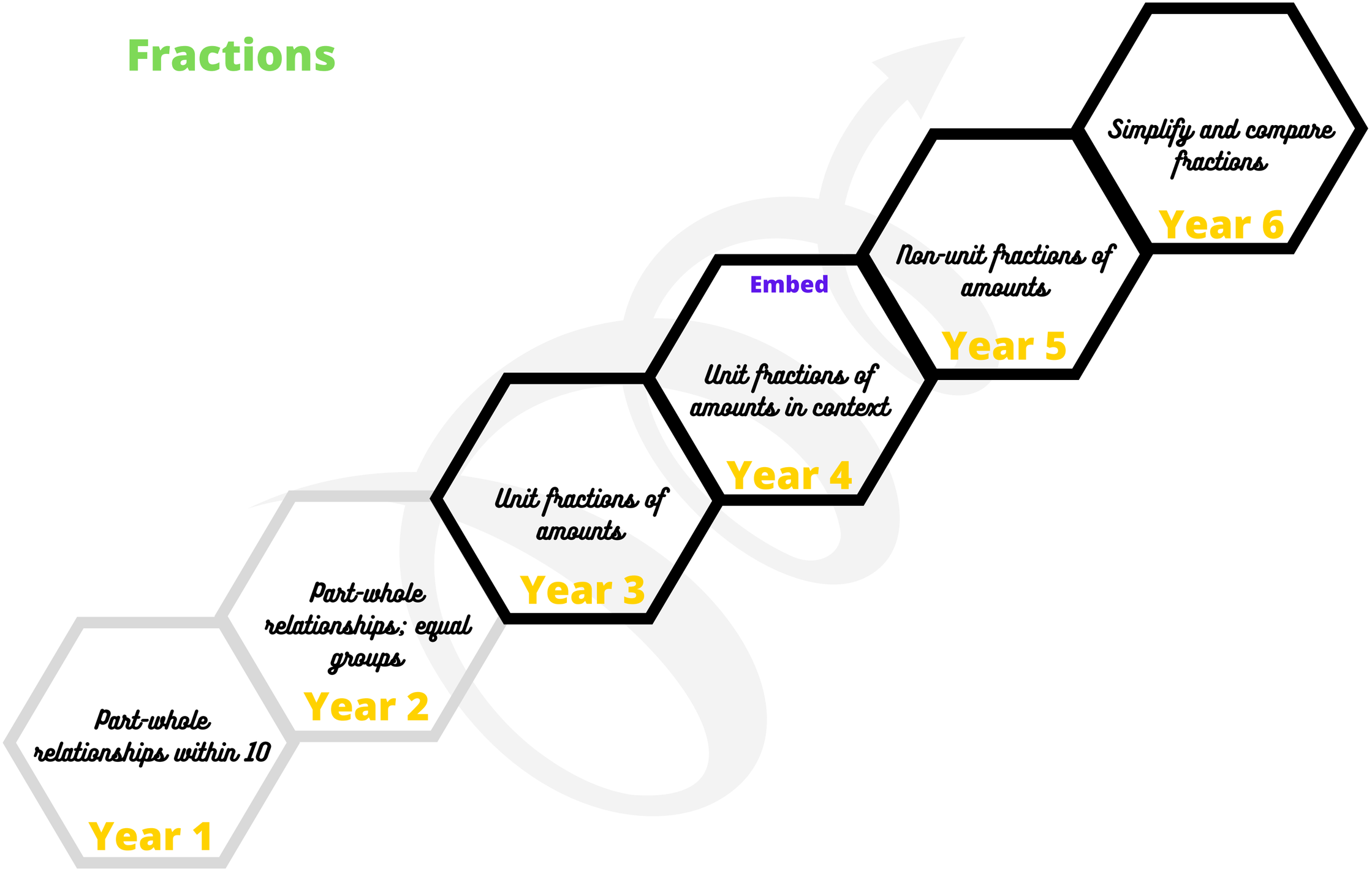
Part-whole relationships within 10
Year 1
Part-whole relationships; equal groups
Year 2
Unit fractions of amounts
Year 3
Embed
Unit fractions of amounts in context
Year 4
Non-unit fractions of amounts
Year 5
Simplify and compare fractions
Year 6

Fractions

Year 1
Part-whole relationships within 10

Year 2
Part-whole relationships; equal groups

Year 3
Place fractions > 1 on number lines

Year 4
Place mixed numbers on number lines

Year 5
Place mixed numbers on number lines

Year 6
Compare fractions with different denominators

Embed
convert mixed numbers to improper fractions and improper fractions to mixed numbers

Fractions

Year 1
Part-whole relationships within 10

Year 2
Part-whole relationships; equal groups

Year 3
Add and subtract fractions with the same denominators within 1

Year 4
Add and subtract improper fractions and mixed numbers with the same denominators

Year 5
Convert fractions to decimal numbers

Year 6
Apply all skills in context from Years 3 - 5

convert mixed numbers to improper fractions and improper fractions to mixed numbers

Geometry

Year 1
Recognise 2D and 3D shapes

Year 2
Use specific and technical vocabulary to describe 2D and 3D shapes

Year 3
Recognise right angles

Year 4
Recognise right angles in different orientations

Year 5
Measure and compare angles; use appropriate units of measure

Year 6
Measure and compare angles; use appropriate units of measure

Embed

Geometry

Create 2D and 3D shapes from smaller shapes

Year 1

Create 2D and 3D shapes from smaller shapes in different orientations

Year 2

Draw polygons; Parallel and perpendicular lines

Year 3

Draw polygons and coordinates

Year 4

Embed

Draw polygons and coordinates

Year 5

Draw and compose shapes to given criteria; angles, dimentions, area.

Year 6

Symmetry